

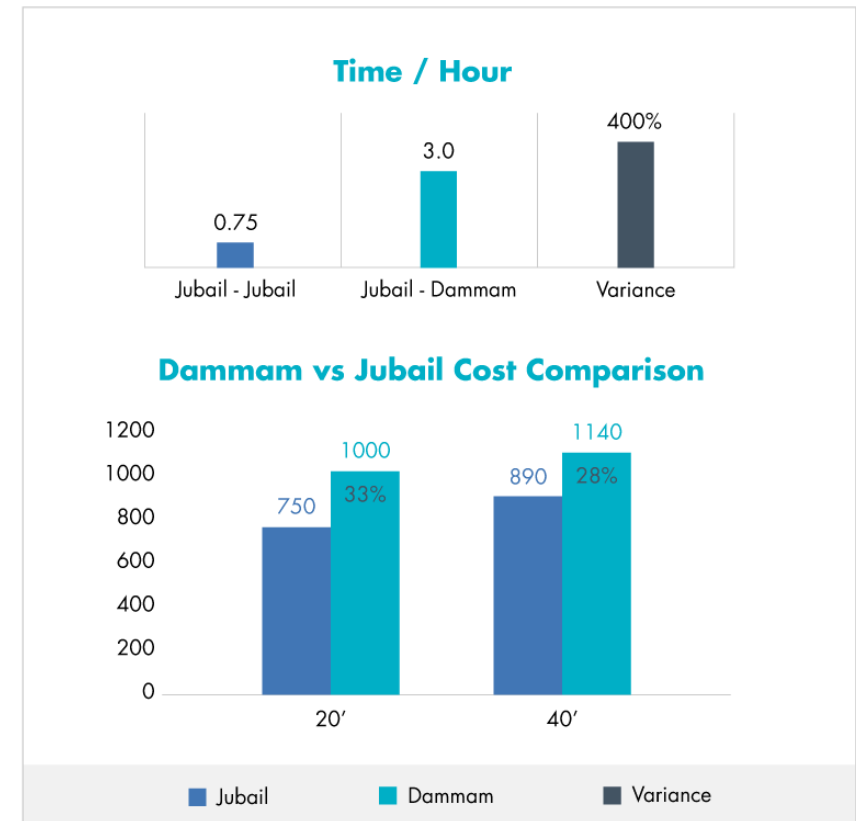
# Benefits of using Jubail Container Terminal over Dammam Highways

## Savings on Time and Distance

Particulars	Jubail - Jubail	Jubail - Dammam
Distance from plants / KM	05 - 25	90 - 110
Transportation Time / Hour	0.25 - 0.75	2.0 - 3.0

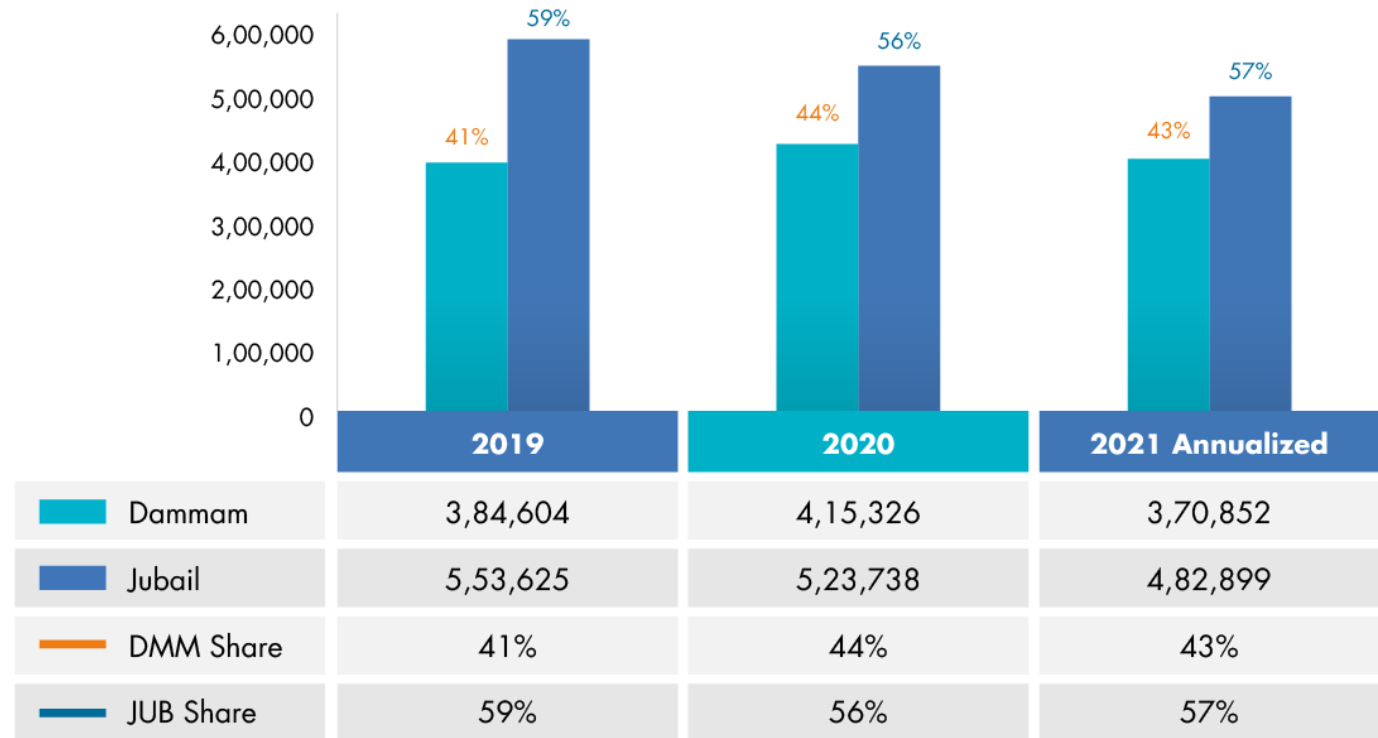
## Cost Savings

Particulars	Jubail		Dammam	
	20' Cost	40' Cost	20' Cost	40' Cost
Container Size				
THC - Export Full	280	420	280	420
Gate Fee	120	120	120	120
Transportation Fee	350	350	600	600
Total Cost	750	890	1000	1140
Additional Cost to Dammam			33%	28%




# Eastern Province Export Full Distribution 2019 - 2021 Annualized

Export Full Distribution Eastern Province 2019-2021 Annualized




# Jubail Container Terminal Facilities




**Terminal Capacity**

- Handling Capacity 1.8m TEU's




**Berth**

- Current Berth Utilization 28%




**Yard**

- Current Yard Utilization 32%



**Productivity**

- Highest productivity in the Upper Gulf
- Up to 06 Cranes Deployment




**Road Safety & Environment**

- Reduction of Road Traffic on Jubail - Dammam highway
- Enhanced road safety
- Reduction of KSA's Carbon footprint by 25.5K Metric Tons



**Gate Lane**

- Dedicated Gate Lane for Petrochemical exporters to avoid any delay.




**Trucks Turn Around Time**

- Quick Turnaround of Trucks inside the Terminal (Maximum 10 min)



**Non-Stop Operations**

- 24/365 Operations & Customs Services



**Sailing Draft**

- Maximum Sailing Draft up to 14.0m during high tide



**M.J.Hillman**  
Operations Director

---

+966 13 356 6991  
mhillman@gulfstevedoring.com

**Sayed Aref Sarwar**  
Commercial Director

---

+966 13 356 6994  
asarwar@gulfstevedoring.com